G149/RR58 Generator

KTM 250EXCE, 300EXCE 2008 on



General

Hi-ouput 250w 3-phase alternator

Compact RR58 regulator rectifier battery charging voltage 14.2v (check your battery type is suitable)

FITTING INSTRUCTIONS

NOTE: For this model it is necessary to use the pick-up coil, connector block and grommet from the original stator.

Please read these instructions carefully

Typical wiring layout of 3 phase hi-output stator unit with RR58 regulator rectifier

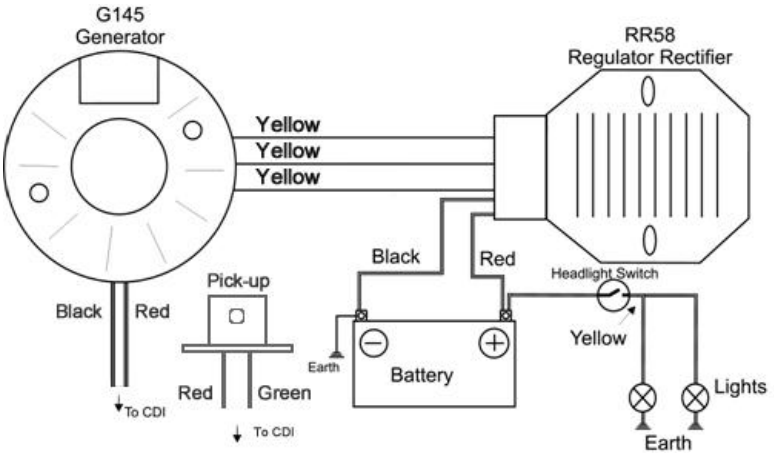

Step 1 On the original stator: Remove the black/red and red/white cable from the original 4way connector by unclipping the tabs in the block with a small screwdriver or similar - see Fig 1. This will leave you with the red and green cables attached to the connector block.

Step 2 On the original stator: cut the connectors off the yellow and white cables and pull through the sleeving to leave pick-up coil assembly as shown in Fig 2.

Step 3 Feed all cables from the new G149 through the original sleeve assembly Fig 3.

Step 4 Crimp and solder gold terminals supplied, to the 3 yellow cables, crimp and solder the small silver terminals supplied to the red and black cables - see Fig 4. Insert the red and black in to the 4 way block and insert the three yellow cables into the 6 way block - see Fig 5.

Step 5 **Regulator rectifier cables:** Feed the loose red & black cables through the separate sleeving. Crimp and solder the 2 remaining large gold terminals to these cables and insert these two cables into the 6 way block, see Fig 5 for correct position of cables.

Step 6 Finished assembly as shown in Fig 6.

Step 7 Connect the red cable with the earth ring to +ve on the battery and the black cable with earth ring to the –ve on the battery. Plug the 6 way connector block in to the regulator rectifier.

Remove x2 terminals shown





Attach terminals as shown below

Connection from stator

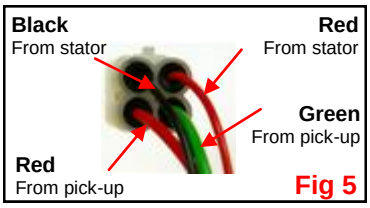

Connection to regulator rectifier

Terminal position for reg/rec connector

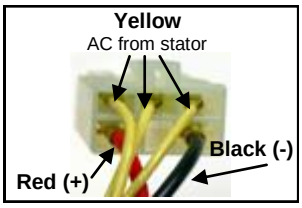



All Rights Reserved. No part of this publication may be reproduced in any form or by any means graphic, electronic or mechanical, including photocopying, recording, taping or information storage and retrieval systems without the written permission of Electrex World Ltd.
© Electrex World Ltd